



2023-2024

CROWLEY INDEPENDENT SCHOOL DISTRICT



Oakmont Elementary Quality Report

Comprehensive Accountability System

Metrics that Matter to our Community

DISTRICT-ASSIGNED SCHOOL QUALITY RATING **TBD**

2023-2024 ACADEMICS

3RD GRADE MATH

Approaches	Meets	Masters
68%	40%	10%

5TH GRADE READING (Board Goal) ★

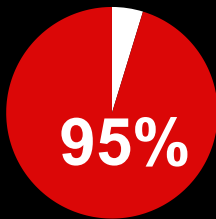
Approaches	Meets	Masters
72%	51%	28%

TEA Rating: TBD
Baseline Year 2023

Positive Student BEHAVIOR


5

★ (Board Goal)
% of students with no OSS



Student DISCIPLINE

Discipline Incidents



● In-school suspension ● Out-of-school suspension

SCHOOL ENVIRONMENT

Student ENROLLMENT

TOTAL 542



TEACHER Information

5

Teacher-to-Student Ratio



1:22

Teacher Student

Teacher Tenure

14

0-4 Years

23

5+ Years

37 TEACHERS ON CAMPUS

STUDENT SUPPORTS

5

SOCIAL EMOTIONAL LEARNING SUPPORTS

Counselors	✓
SEL Specialists	✓
Interventionists	✓

AFTER SCHOOL PROGRAMS

21st Century (ACE)	✓
Clayton Youth Enrichment	
Tutorials	✓

Attendance PERCENTAGE

3

93.43

2022-2023

92.75

2023-2024

Parent and Student ENGAGEMENT OPPORTUNITIES

PARENT INVOLVEMENT

5

- Parent Volunteer Committee
- All-Pro Dad
- CPOC

STUDENT CLUBS

5

- Coding
- Girls in STEM
- Suits MOC4
- Technology Club
- Kindness Crew
- Boys in STEM



Campus COMMUNICATION



SOCIAL MEDIA



TEXTS/CALLS



GRADES



NEWSLETTERS



2023-2024

CROWLEY INDEPENDENT SCHOOL DISTRICT



Oakmont Elementary Quality Report

Comprehensive Accountability System



Crowley ISD School Board

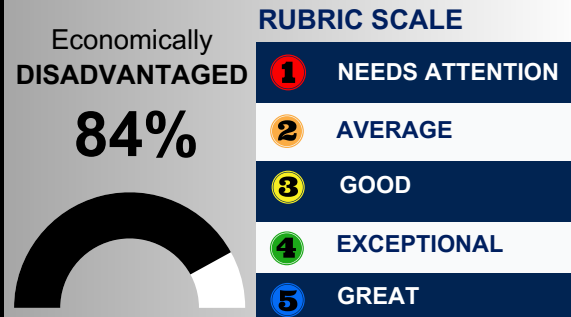
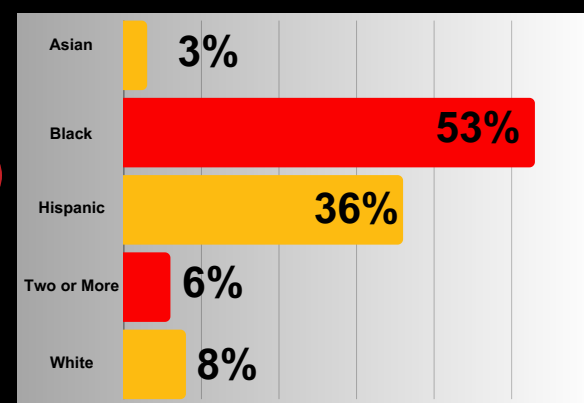
Our aspiration in Crowley ISD is to ensure that all students have access to a GREAT SCHOOL and are provided excellent educational experiences so that they achieve their full potential. When our students graduate from Crowley ISD, they will leave with more than a diploma. They will leave with choices and opportunities. We designed this School Quality Report (SQR) to highlight metrics that matter and to share with our community the areas of progress, the areas of opportunity, and the comprehensive quality of each school in Crowley ISD. This SQR is our effort to increase transparency by synthesizing the quantitative metrics with qualitative parent voices to provide a complete assessment of school quality.

“The teachers and staff are very friendly. They go the extra mile for the child if there are needs that need to be met. As far as the safety of the students, I feel very safe and secure.”
Derrick, Oakmont Parent

“Oakmont is my lovely home. We have the best Principal and Assistant Principal! My team is amazing and they are everything to me. The kids are great, and we have a very positive atmosphere.”
Ms. Page, Oakmont Teacher

“I like how the teachers give you space and ask when something is wrong. They give you more time to answer questions and if you answer a question wrong, they can help you figure out the right answer.”
Rose, Oakmont Student

CAMPUS DEMOGRAPHICS



Visit <http://crowleyisdtx.org> for more details regarding our rubric.



GRADED ON 2023-2024 DATA

CROWLEY INDEPENDENT SCHOOL DISTRICT

Crowley ISD Quality Report

Comprehensive Accountability System Rubric

Metrics that Matter to our Community

RUBRIC SCALE

- 1** NEEDS ATTENTION
- 2** AVERAGE
- 3** GOOD
- 4** EXCEPTIONAL
- 5** GREAT

FINANCE FUND BALANCE

- 1** Less than 9%
- 2** 10-14%
- 3** 14-17%
- 4** 18-19%
- 5** 20%

GRADUATION RATE

- 1** 89% or less
- 2** 89-90%
- 3** 90-92%
- 4** 93-94%
- 5** 95% or greater

DISTRICT-ASSIGNED SCHOOL QUALITY RATING

- 1** F
- 2** D
- 3** C
- 4** B
- 5** A

TEACHER INFORMATION

Total # of 5 plus year teachers divided by the total # of teachers to get the percentage

- 1** 10-19%
- 2** 20-38%
- 3** 39-48%
- 4** 49-59%
- 5** 60% or greater

College, Career and Military Readiness (CCMR)

- 1** 60-70%
- 2** 71-80%
- 3** 81-90%
- 4** 91-94%
- 5** 95% or greater

SCHOOL ENVIRONMENT

POSITIVE STUDENT BEHAVIOR

ELEMENTARY

- 1** 85 or less
- 2** 86-89
- 3** 90-91
- 4** 92-94
- 5** 95 or greater

SECONDARY

- 1** 69%
- 2** 70-73%
- 3** 74-84%
- 4** 85-91%
- 5** 92% or greater

STUDENT SUPPORTS

ELEMENTARY

- 1** 1 out of 6
- 2** 2 out of 6
- 3** 3 out of 6
- 4** 4 out of 6
- 5** 5 out of 6

SECONDARY

- 1** 2 or less
- 3** 3 out of 6
- 5** 4 out of 5

ATTENDANCE PERCENTAGE

ELEMENTARY

- 1** 85% or less
- 2** 86-89%
- 3** 90-92%
- 4** 93-94%
- 5** 95% or greater

SECONDARY

- 1** 69%
- 2** 70-73%
- 3** 74-84%
- 4** 85-91%
- 5** 92% or greater

PARENT AND STUDENT ENGAGEMENT OPPORTUNITIES

Parent Involvement

- 1** 0 **5** 2 or more
- 2** 1

Student Clubs

- 1** 0 **5** 5 or more
- 2** 1 **3** 3-4

REFER TO SECONDARY RATINGS FOR DISTRICT

Visit <http://crowleyisdtx.org> for more details

